

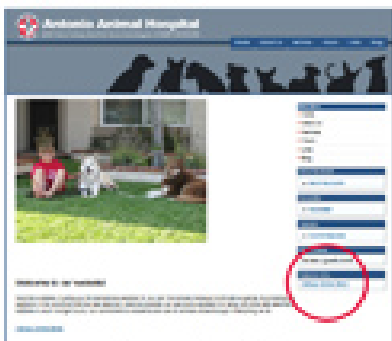


# July 2011 NEWSLETTER

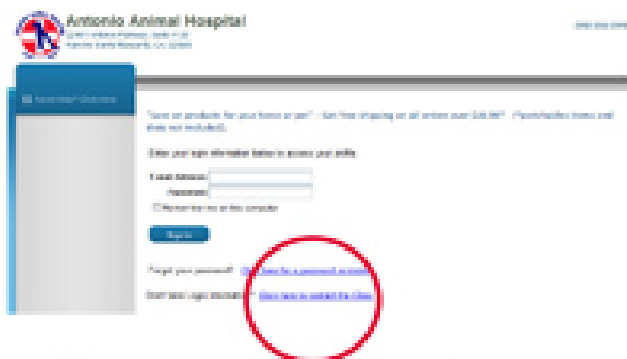
Shop for your pet's  
prescription medications and  
pet foods online at  
[www.antonioanimalhospital.com!](http://www.antonioanimalhospital.com!)

These days, finding the time to pick up your pet's prescription medication and pet food can be difficult. In an effort to make it easier for our clients to take optimal care of their pets, Antonio Animal Hospital has partnered with MWI Veterinary Supply to bring you a home delivery pharmacy option. "Proxy Rx" is an extension of the Antonio Animal Hospital Pharmacy, offering safe and reliable delivery of your pet's medication and pet food directly to your door!

To order your pet's prescription medications and pet foods, simply visit our website at [www.antonioanimalhospital.com](http://www.antonioanimalhospital.com).



Click on the link to be directed to our store page.



Select the link to request your personal password to log on!

You will receive your login information via email within 24 hours Monday through Friday. It's that simple!

Antonio Animal Hospital  
22461 Antonio Parkway, Suite A120  
Rancho Santa Margarita, Ca 92688  
(949) 858-0949 Phone  
(949) 858-0501 Fax  
[www.antonioanimalhospital.com](http://www.antonioanimalhospital.com)



Norman Seat, DVM  
William Yohler, DVM

"People don't care how much you know,  
until they know how much you care."

© Antonio Animal Hospital

# Feline Dental Disease

by William Yohler, D.V.M.



The dental topic for this month is feline dental disease. Thus far we have covered basic anatomy, examinations and cleanings. The cat presents a few unique problems that we must contend with. The cat is a true carnivore and only has cutting teeth, no grinding teeth. Therefore a cat does not chew its food. You might hear a crunch or two when eating, but the majority of the food is swallowed whole. There are no studies that support that dry food has an advantage in preventing dental disease or keeping teeth clean. Dogs are always chewing on hard objects and therefore have a cleaning effect.

You might recall that an adult cat has thirty teeth and those teeth are relatively small. The canine (fang) teeth are quite sharp, giving them the biting power to hold their prey. The small size of their teeth makes effective repair of teeth (filling cavities, root canals) difficult. Once tooth damage occurs, extraction may be the only effective alternative. Fractured teeth are fairly common and are usually the result of trauma. A 1-2 mm chip in a canine tooth may invade the pulp chamber creating pain and eventually the pulp will decay and probably abscess. Extraction or root canal therapy is the ultimate solution to the damage.

The first stage of dental disease is gingivitis. The gingiva has several functions: to act as a seal around the tooth, and to move up and down acting like a squeegee to clean the neck of the tooth. Once infected, gingiva becomes red and swollen. This allows bacteria to get a foothold and cause periodontal pockets to develop. This eventually causes horizontal loss of the gingiva, gums and eventually bone. This loss exposes more of the tooth root which leads to the tooth falling out or we have to extract the tooth. It is a slow, insidious, painful process.

Cats also can develop two types of resorptive lesions. Type one is described as a noncarious (cavity) destruction of the tooth that does not result in replacement of the tooth root by bone. (Sounds complicated, doesn't it!) Simply put, there is periodontal disease with inflammation. Calculus might cover the lesion hiding it from obvious view. There is a gradual resorption of the crown eventually exposing the pulp and resulting pain. Eventually the crown falls or breaks away. The problem is that the roots remain which keeps the inflammation, infection, and pain cycle going. X-rays are needed to identify the roots and they must then be extracted.

The cause of type two resorptive lesions is unproven. The most popular theory is that biting down on hard food (mice are soft except for bones!) causes lateral pressure to be exerted on the crown tips. The pressure on the unsupported crown is transported to the well anchored root causing an "abfraction". This creates lesions at the neck of the tooth and the cats' body begins to dissolve the root replacing it with bone. Another theory is that high levels of Vitamin D in foods may contribute to abnormal changes in the cementum repair and the root resorption begins. Again, a slow, insidious, painful

process. Eventually the crown falls free or we extract it.

The last and perhaps worst dental disease cats develop is stomatitis. Stomatitis is defined as an ulcerative immune-mediated reaction of the oral tissues. Ulcers are "holes" or defects in the tissue. In this case the ulcers are due to inflammation. It is believed the reaction is caused by an inflammatory reaction to bacterial plaque. This triggers an immune reaction and resulting hypersensitivity to the bacteria. The inflammation spreads throughout the mouth. In "Kissing" lesions, inflamed tissue touches the inside of the lips and other oral tissue and the inflammation transfers to that tissue. The whole mouth is on fire with a very painful reaction. The only treatment is drastic. The specialists recommend extraction of all the teeth behind the canine teeth. A certain percent of the cats also need extraction of the canine and incisor teeth. Some cats also need long term anti-inflammatory drugs in spite of all reactive tissue having been removed. Cats do very well with all teeth removed. Most continue to eat their dry food! Remember, without chewing teeth cats swallow their food whole.

I hope this discussion of feline dental disease was not too complicated. There are many other lesions ranging from non-erupted teeth to oral cancers. The purpose here is to bring an understanding to the complexity of the cats' mouth and the fact that bad breath is more than bad breath. Many times it's a very painful chronic condition that not only affects the quality of life but these problems can be systemic and present a potential life threatening condition.

## GREEN TIP OF THE MONTH

Love to BBQ? Propane burns much cleaner than either wood or charcoal briquettes. If you can't resist charcoal, try a natural product like those produced by Cowboy Charcoal--much cleaner than your traditional briquettes. Of course, when you're done grilling, use natural cleaning products such as SoyClean organic grill cleaner to keep your summer as chemical-free as possible. Tests show it's just as tough on grime as traditional cleaners, but won't leave that chemical residue behind to leach into your next burger or grilled tomato. Plus, if you want to give your neighbors something to gossip about, try a solar oven from a company like Solar Cookers International.

In the U.S. about 63% of backyard BBQs are fired up with briquettes, but using them to cook up a standard hamburger results in 105 times more carbon monoxide than if you cooked it on a propane grill. Briquettes also give off a whole lot of harmful Volatile Organic Compounds or VOCs when lit, and they're something we can all breathe easier without

# Training Tips by Dan Cicio

There is an old adage that goes: "The only thing two trainers can agree on is that the third trainer is wrong!" The point I take from this is that there are often multiple ways to approach when training. That said, there are a few issues where there are clear right and wrong answers. One of these relates to young puppies in a stage of development called "first fear imprinting."

This stage starts at around six weeks of age and lasts until the puppy is 10-12 weeks old. Puppies brains at this age are making lasting impressions on the stimuli they experience. Because of this, there are certain training techniques that must be avoided at all costs. Any form of corrective or compulsive training (including, but not limited to, corrective collars, squirt bottles, shaker cans, "alpha rolls", etc.) is far more likely to leave a negative impact on your dog if done at this age. Some of these techniques do have their place in training when properly applied, but not with puppies in that age range.

However, training can and should begin with such young puppies. The optimum socialization stage (7 to 16 weeks), for obvious reasons, overlaps the first fear imprinting stage. It is important to introduce your new pup to as many different people, places and experiences as possible, but at his pace. Everything should be fun and rewarding, and any signs of stress in your puppy should cause you to stop immediately and give him a chance to get comfortable again. Do not punish his missteps in socialization, but do reward his successes!

These first few weeks are so essential to the rest of your puppy's life that it's an excellent idea to consult a professional to ensure you start on the right foot. If you have any questions on this or other training topics, feel free to contact me at (714) 351-1645 or dan.cicio@gmail.com.

## Congratulations Zander!



We are all very proud of our patient, Zander Weber. At the AKC Dog Show at Bahia Sur Kennel Club in San Diego, Zander won "Best of Breed!" Congratulations, Zander!



- Daycare
- Boarding
- Training
- Grooming

Buy 2 days  
of daycare, get 1 day

**Free**



Limit 1X use. Free day not good for half days or boarding stays. Not valid with any other discount. Expires 7.31.11



# Group Training Workshops

## June & July Calendar

*Dogs of all ages and sizes are welcome!*


Workshops will be conducted by our Certified Dog Trainers: Dena Paschall and Dan Cicio

Sign up  
today!  
709-4600

Each Workshop  
**\$25.00**

Location: At the RSM lake

(Meet at the RSM Lake Amphitheatre off Avenida De Las Flores)



### Focus

"Attention is the foundation of all future training"

When a dog is focusing on you, there is a greater likelihood that he will listen to you as well

Dena - Sat, June 4 & July 9;  
10:30am - 12:00pm

### Leash Manners

"Let's stop going for a drag!"

Learn how to get your dog calm and to walk without dragging

Dan - Sat, June 11 & July 16;  
10:30am - 12:00pm

### Recall

"No, really, get over here!"

Teaching the basics of the come command

Dan - Sat, June 18 & July 30  
10:30am - 12:00pm

### Self-Control

"Go To Your Place!"

Gives him a place to settle, especially helpful when visitors come over

Dena - Sat, June 25 & July 23;  
10:30am - 12:00pm

### Basics

"Sit, Down, Stay!"

Teaching the three basic behaviors

Dan - Sat, July 2;  
10:30am - 12:00pm



## *The Dirty Truth About Canine Coprophagia (aka Why Your Dog Eats His Own Feces)*

Lately it seems as if many of our canine patients are suffering from an embarrassing case of Coprophagia. Coprophagia is a fancy word for "My dog eats his own feces." Gross, I know.

What often surprises us is how so many dog owners just accept this behavior and do not know how to stop it.

Coprophagia is most common in puppies, but can occur at any age in your dog's life. There are a lot of reasons why your dog may develop this behavior, but really all of the causes fall into the categories of Behavioral Problems and Medical Problems.

When one dog in a household engages in Coprophagia, it is important that all dogs in the house have a fecal test performed since many internal parasites can be spread easily between pets through fecal to oral contact, and all dogs should be placed on an internal parasite prevention such as Heartgard or Sentinel.

It is widely believed that dogs develop Coprophagia because of a vitamin or mineral deficiency. While this may be true in some cases, it is not always the reason. When dealing with a dog with Coprophagia, we recommend a veterinary exam to screen your dog for any medical reasons for this condition.

Dogs suffering from boredom or anxiety may develop Coprophagia, as well as dogs who are being routinely over fed. Other dogs may develop Coprophagia as a result of taking prescription medications or antibiotics, or after a change in diet.

Whatever the reason, it is important to address the problem soon after it starts. Feed your dog a well balanced, nutritious meal twice a day. Always keep your dogs living area clean of feces. Provide toys for chewing such as Kongs or Nylabones. Be sure to give your dog adequate exercise daily. Remember, your dog relies on you for his emotional and physical well being. Make sure you are giving your dog the time and attention he needs to be happy and healthy.

Teaching your dog the basic obedience command "Leave It" may go a long way towards curbing undesirable behavior. Some trainers recommend using "Negative Association" by using a choke or prong collar to correct your dog when eating his feces.

One of the easiest ways to curb Coprophagia is to use a product called "Forbid." Forbid is made from wheat gluten and monosodium glutamate. A measured amount of Forbid is added to your dogs food over a five day period. In severe cases of Coprophagia dogs may need up to two weeks of treatment before the behavior ceases.

No matter what, it is important to realize that while Coprophagia can be a normal dog behavior, it does not have to be tolerated. If your dog engages in Coprophagia, contact an Antonio Animal Hospital staff member to discuss what you can do to deter your pet from this disgusting and embarrassing behavior.

# Is Your Dog at Risk for Canine Influenza?

## What is Canine Influenza?

Canine Influenza is a canine respiratory disease that has been identified in shelters, boarding facilities, and clinics in Florida. It has also been identified at greyhound tracks in Massachusetts, Arizona, West Virginia, Wisconsin, Texas and Iowa.

## Who is Susceptible to Canine Influenza?

Because this is a pathogen, all dogs, regardless of breed or age, are susceptible to infection and have no naturally acquired or vaccine-induced immunity. Virtually 100 percent of exposed dogs become infected. Nearly 80 percent have clinical signs; the other 20 percent do not display clinical signs and become the silent spreaders of the infection.

## How is Canine Influenza Spread?

The virus is spread by aerosolized respiratory secretions, contaminated inanimate objects, general clinical syndromes—a milder syndrome and a more severe pneumonia syndrome. The milder disease syndrome occurs in most dogs.

## What are the Symptoms?

Canine Influenza causes a clinical syndrome that mimics “kennel cough.” There are two general clinical syndromes—a milder syndrome and a more severe pneumonia syndrome. Again, the more mild disease syndrome occurs most commonly in dogs.

In the milder disease, the most common clinical sign is a cough that persists for 10 to 21 days despite therapy with antibiotics and cough suppressants. Most dogs have a soft, moist cough, while others have a dry cough similar to that induced by *Bordetella bronchiseptica*/parainfluenza virus infection. Many dogs have purulent nasal discharge and a low-grade fever. The nasal discharge likely represents a secondary bacterial infection that quickly resolves with treatment with a broad-spectrum, bactericidal antibiotic. Some dogs develop a more severe disease with clinical signs of pneumonia, such as a high fever (104 degrees to 106 degrees) and increased respiratory rate and effort.

## Is There a Vaccine for Canine Influenza?

While there is a vaccine available, it is not recommended for use in all dogs. Currently, the AVMA recommends that only dogs who are at risk for contracting Canine Influenza be vaccinated. Because dogs in our area are not generally at risk, the Canine Influenza vaccination is not part of the Antonio Animal Hospital recommended yearly vaccinations protocol.

## Can Humans Contract Canine Influenza?

The risk for Canine Influenza infecting humans is low, according to the Centers for Disease Control. However, the agency is monitoring the illness.

## What Should I Do If I Suspect My Dog Has Canine Influenza?

Contact our office at (949) 858-0949.





**Antonio**

**Animal Hospital**

22461 Antonio Parkway, #1120  
Rancho Santa Margarita, CA  
(949) 858-0949 Phone  
(949) 858-0501 Fax  
www.antonioanimalhospital.com

**Office Hours:**

Monday through Friday  
7am to 6pm  
Doctors Hours are  
by Appointment

**Technician Hours:**

Monday through Friday  
9am to 11am  
&  
3pm to 5pm

**Veterinary Assistants:**

Ryan  
Analia  
Chelsea  
Cathie

**Receptionists:**

Amanda  
Katie  
Oakira

*For questions or*

*information*

*regarding this*

*publication, contact*

*katie@antonioanimal*

*hospital.com*

# A Letter From Dr. Seat

"People don't care how much you know, until they know how much you care."

Too often we find ourselves tip-toeing around the difficult subject of losing a pet. Whether your pet passes away unexpectedly or after a long illness, most people mourn their pets passing just as they would any other loved one.

I have found that many times we suffer these painful losses quietly. Friends and family members may not understand our grief, and feel helpless in their inability to relate. Well meaning friends may suggest that a new dog or cat will help to fill the void, when this normally serves to only exaggerate the loss you feel.

What many people may not know, is that there are grief counseling services available to families who experience the loss of a pet. Many services are offered online through websites such as [petloss.com](http://petloss.com) and [pet-loss.net](http://pet-loss.net). UC Davis offers a phone consultation service for grieving pet owners at 1-800-565-1526, Monday through Friday, 6:30 pm to 9:30 pm.

There are also books available to help parents in guiding their children through the loss of a pet. Some helpful titles include "Oh, Where Has My Pet Gone?" by Sally Sibbett, and "Pet Loss: A Thoughtful Guide for Adults and Children" by H.A. Nieburg & A. Fisher.

My office has put together a brochure filled with resources and information for grieving families. Feel free to call our office to request a copy if you or someone you know has suffered the loss of a beloved pet recently.

Free Nail Trim and  
Anal Gland Expression  
with the Purchase of a  
Bath & Bath Special!



Offer expires 8/31/11

Coupon must be presented to receive discount.  
Cannot be combined with other offers.  
Limit one coupon per household. No cash value.  
Some restrictions may apply.

\$5 off any  
prescription Pet Food  
Purchase of  
\$50 or more



Offer expires 8/31/11.

Coupon must be presented to receive discount.  
Cannot be combined with other offers.  
Limit one coupon per household. No cash value.  
Some restrictions may apply.

Antonio Animal Hospital  
22461 Antonio Parkway, Suite A-1120  
Rancho Santa Margarita, CA 92688  
(949) 858-0949 Phone (949) 858-0501 Fax  
www.antonioanimalhospital.com

Antonio Animal Hospital  
22461 Antonio Parkway, Suite A-1120  
Rancho Santa Margarita, CA 92688  
(949) 858-0949 Phone (949) 858-0501 Fax  
www.antonioanimalhospital.com